

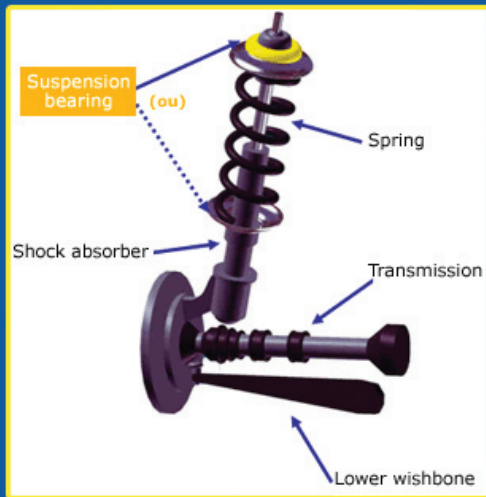


# SNR SHOCK TOP MOUNT



1. Upper support for the spring
2. Suspension strut bearing
3. Bearing support
4. Shock absorber or insulator support
5. Washer
6. Fixing nut(s) for shock absorber support
7. Flange
8. Fixing nut for shock absorber shaft

## ARE YOU CHANGING SHOCK ABSORBERS?

Think also about changing at the same time the suspension bearings, the insulators and all of the other components which connect the strut to the chassis.

Changing all of the different parts enables you to have a brand new approved assembly, which will benefit you with :

### Safe and comfortable control of the vehicle

- Improvements in road holding
- Easier turning
- Safety is ensured by replacing all nuts and bolts (that are non-reusable)
- Steering is more precise
- Better noise reduction
- Reduced vibrations

Call **01-629 7999** to order your  
**NTN-SNR SHOCK TOP MOUNT**  
now!



J&S Automotive Distributors  
Unit 17, Park West Road, Park West, Dublin 12  
t 01-629 7999 f 01-620 5664

### DON'T FORGET

entire NTN-SNR range available  
from J&S Automotive Distributors:

- Brake Disc Kits
- Wheel Bearing Kits
- Wheel Alternator Pulley
- Timing Belt Kits